


Ultra V

144 HALF-CELL MONOFACIAL MODULE

530-550W

STPXXXS - C72/Vmh



Features



High module conversion efficiency

Module efficiency up to 21.3 % achieved through advanced cell technology and manufacturing process



Suntech current sorting process

Up to 2 % power loss caused by current mismatch could be diminished by current sorting technique to maximize system power output



Excellent weak light performance

More power output in weak light condition, such as cloudy, morning and sunset



Lower operating temperature

Lower operating temperature and temperature coefficient increases the power output



Extended wind and snow load tests

Module certified to withstand extreme wind (2400 Pascal) and snow loads (5400 Pascal) *



Withstanding harsh environment

Reliable quality leads to a better sustainability even in harsh environment like desert, farm and coastline

Certifications and standards:
IEC 61215, IEC 61730, conformity to CE



Trust Suntech to Deliver Reliable Performance Over Time

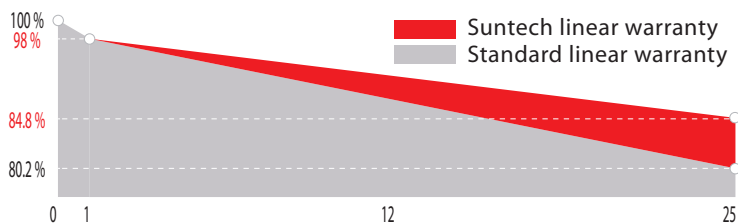
- World-class manufacturer of crystalline silicon photovoltaic modules
- Rigorous quality control meeting the highest international standards: ISO 9001, ISO 14001 and ISO17025
- Regular independently checked production process from international accredited institute/company
- Tested for harsh environments (IEC 61701, IEC 62716, DIN EN 60068-2-68) *****
- Long-term reliability tests
- 2 × 100% EL inspection ensuring defect-free modules

Special Cell Design



MBB technology decreases the distance between bus bars and finger grid line which is benefit to power increase. Half-cell aims to eliminate the cell gap to increase module efficiency.

Industry-leading Warranty based on nominal power



First year power degradation -2.0%

Annual degradation -0.55%

Product warranty 12 years

linear warranty 25 years *****

IP68 Rated Junction Box



The Suntech IP68 rated junction box ensures an outstanding waterproof level, supports installations in all orientations and reduces stress on the cables.

* Please refer to Suntech Standard Module Installation Manual for details. ** Suntech reserves the right to the final interpretation of the warranty by Munich Re. *** WEEE only for EU market. **** Please refer to Suntech Product Near-coast Installation Guide for details. ***** Please refer to Suntech Limited Warranty for details.

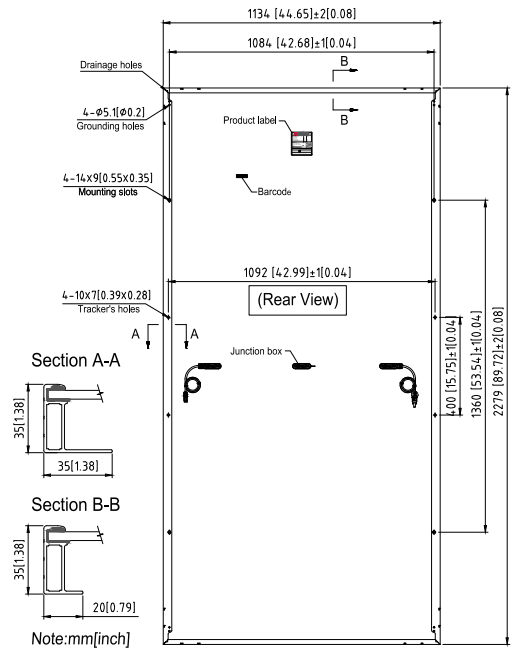
Electrical Characteristics

STC	STPXXXS-C72/Vmh				
Maximum Power at STC (Pmax)	550W	545W	540W	535W	530W
Optimum Operating Voltage (Vmp)	42.05V	41.87V	41.75V	41.57V	41.39V
Optimum Operating Current (Imp)	13.08A	13.02A	12.94A	12.87A	12.81A
Open Circuit Voltage (Voc)	49.88V	49.69V	49.54V	49.39V	49.24V
Short Circuit Current (Isc)	14.01A	13.96A	13.89A	13.83A	13.76A
Module Efficiency	21.3%	21.1%	20.9%	20.7%	20.5%
Operating Module Temperature	-40 °C to +85 °C				
Maximum System Voltage	1500 V DC (IEC)				
Maximum Series Fuse Rating	25 A				
Power Tolerance	0/+5 W				

STC: Irradiance 1000 W/m², module temperature 25 °C, AM=1.5;
Tolerance of Pmax is within +/- 3% ;
For tracker installation, please turn to Suntech for mechanical load information.

NMOT	STPXXXS-C72/Vmh				
Maximum Power at NMOT (Pmax)	415.0W	411.5W	408.0W	404.3W	400.6W
Optimum Operating Voltage (Vmp)	38.9V	38.7V	38.6V	38.4V	38.2V
Optimum Operating Current (Imp)	10.67A	10.63A	10.58A	10.53A	10.47A
Open Circuit Voltage (Voc)	46.9V	46.7V	46.5V	46.4V	46.3V
Short Circuit Current (Isc)	11.22A	11.18A	11.13A	11.08A	11.02A

NMOT: Irradiance 800 W/m², ambient temperature 20 °C, AM=1.5, wind speed 1 m/s.



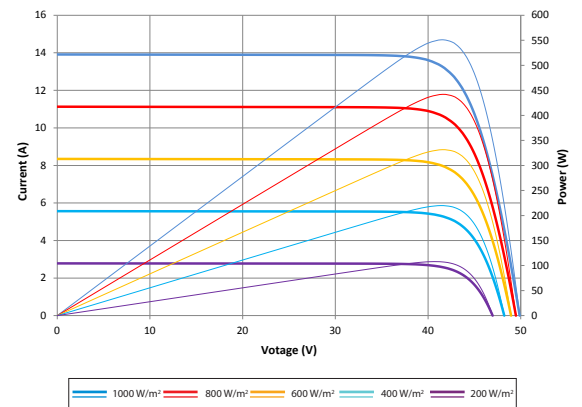
Temperature Characteristics

Nominal Module Operating Temperature (NMOT)	42 ± 2 °C
Temperature Coefficient of Pmax	-0.36%/°C
Temperature Coefficient of Voc	-0.304%/°C
Temperature Coefficient of Isc	0.050%/°C

Mechanical Characteristics


Solar Cell	Monocrystalline silicon 182 mm
No. of Cells	144 (6 × 24)
Dimensions	2279 × 1134 × 35 mm (89.7 × 44.6 × 1.4 inches)
Weight	29.1 kgs (64.2 lbs.)
Front Glass	3.2 mm (0.126 inches) fully tempered glass
Frame	Anodized aluminium alloy
Junction Box	IP68 rated (3 bypass diodes)
Output Cables	4.0 mm ² , Portrait: (-) 350 mm and (+) 160 mm in length or customized length

Current-Voltage & Power-Voltage Curve (550S)



Legend: 1000 W/m² (blue), 800 W/m² (red), 600 W/m² (yellow), 400 W/m² (cyan), 200 W/m² (purple)

Dealer information



Packing Configuration

Container	40' HC
Pieces per pallet	31
Pallets per container	20
Pieces per container	620
Packaging box dimensions	2310×1130×1255 mm
Packaging box weight	965 kg

Information on how to install and operate this product is available in the installation instruction. All values indicated in this data sheet are subject to change without prior announcement. The specifications may vary slightly. All specifications are in accordance with standard EN 50380. Color differences of the modules relative to the figures as well as discolorations of/in the modules which do not impair their proper functioning are possible and do not constitute a deviation from the specification.